



# 30.24 KW Solar Proposal0



To:Date:

To:Ref No:


## Welcome

It has been a privilege to understand your requirement and give you the best solution for you. As required, we have committed to the highest level of quality. That's why we select the best components and industry-leading performance models to ensure your system will produce optimally.

Our highly trained installation crews take pride in delivering beautiful well-made solar arrays. From the panels to the bolts on the roof, we'll deliberately consider every piece of your installation so you can rest easy throughout its many years of service. We take great pride in our guarantee of complete customer satisfaction.

We are looking forward to help you and have a long-term relationship with you. Please go through the proposal and give us your feedback.

Thanks & Regards,  
Fourcell Energy Private Limited



## INDUSTRIAL OFFER

System Description	Capacity (kwp)	Roof Type	Evacuation
Grid Connected (w/o battery)	1093.83 Kwp (DC)	<b>SHEAD ROOF</b>	570/575 wp
For installation of 1093.83 kw solar plant with materiel	Price per kw @ 24,000		2,62,51,920/-
Gross Total			2,62,51,920/-

GST	13.8%	36,22,765/-
Net Total		2,98,74,685/-

Total project cost of the plant = **2,98,74,685**

- GEDA Charges and meter connectivity charges to be included in above quote.
- 12-year maintenance of entire plant included in above quotation. (Include only plant service visit , does not include any material cost or labor cost)
- Validity of this quotation is till 25/05/2024
- 150 kmph wind speed certification providing by fourcell after installation for solar structure
- In case of any complain regarding generation issue we attended in 24 hours of complaint Raise.

Installment No.	Percentage of PO	Clause
1	10%	As mobilization advance with P.O
2	25%	After Structure installation
3	25%	20 days Before delivery of remaining material at site
4	25%	After installation & commissioning
5	15%	Within 30 days of meter installation

No.	Name	KW	Location	Link
1	Sample Name	100	Sample Location	<a href="#">Link</a>
2	Sample Name	200	Sample Location	<a href="#">Link</a>
3	Sample Name	200	Sample Location	<a href="#">Link</a>
4	Sample Name	200	Sample Location	<a href="#">Link</a>
5	Sample Name	200	Sample Location	<a href="#">Link</a>
6	Sample Name	200	Sample Location	<a href="#">Link</a>
7	Sample Name	200	Sample Location	<a href="#">Link</a>
8	Sample Name	200	Sample Location	<a href="#">Link</a>
9	Sample Name	200	Sample Location	<a href="#">Link</a>
10	Sample Name	200	Sample Location	<a href="#">Link</a>
11	Sample Name	200	Sample Location	<a href="#">Link</a>
12	Sample Name	200	Sample Location	<a href="#">Link</a>



**No. Equipment**

**Company / Particulars**

**Technical Specification**









**1**











**Waaree**

**WSMD-570/575 W, E Light series**

- **N Topcon cell type**
- **22.06 % module efficiency**
- **1919 in 1?9 qty**
- **Detailed data sheet is attached here with.**
- **Modules carry a performance warranty for 94.64% guaranteed power output in 12 years and 87.4 % in next 15 years. (12 YEARS OF PRODUCT WARRANTY AND 30 YEARS OF POWER OUTPUT WARRANTY)**

No. Equipment	Company / Particulars	Technical Specification
2	 <b>Waaree</b>	<b>W-3 80 K</b> <ul style="list-style-type: none"> <li>• 12 in quantity</li> <li>• Max DC Input 120 kw</li> <li>• Max efficiency 98.8 %</li> <li>• IP 66 protection.</li> <li>• Web based remote monitoring</li> <li>• Detailed data sheet is attached here with.</li> <li>• Inverter carries 8 years of warranty clause.</li> </ul>
3	 <b>L &amp; T / Snider/ havilles / indo Asian equivalent</b>	<b>1 I/P &amp; 1 O/P Main ACDB(Stand mounted) with 1 MCCB of 150 Amp 800V and MCCB of 150 Amp 800V 36ka, with spreader link, thermal magnetic type 0/L,S/C Protection (thermal magnetic type with spreader link with R,Y,B Indication lamp ), SPD TYPE II 800V, NVR(150A 800V 4P)</b>
4	 <b>Structure Specification</b>	<b>DIRECT MOUNTING STRUCTURE</b> <ul style="list-style-type: none"> <li>• Monorail Structure of aluminum in material</li> <li>• 100 mm height / 300 mm length</li> <li>• 1.6mm thickness</li> <li>• Test report of monorail is attached with this.</li> <li>• Safety railing of 25 * 25mm</li> <li>• As per design and sample already provided</li> </ul>
5	 <b>DC Side – Polycab</b>	<b>TILED MOUNTING STRUCTURE</b> <ul style="list-style-type: none"> <li>• Monorail Structure of aluminum in material</li> <li>• 41mm x 41mm x 300mm</li> <li>• 1.6mm thickness</li> <li>• Front leg – 120 x 125 (Hotdip GI)</li> <li>• Back leg – 490 x 425 (Hotdip GI)</li> <li>• (Height as per actual site)</li> <li>• 6 sqmm and 4 sqmm.</li> <li>• Tinned Copper material.</li> <li>• Ambient temperature -40c +90c</li> <li>• Conductor temperature 40c to 120c</li> </ul>
6	 <b>AC Side-RR</b>	<ul style="list-style-type: none"> <li>• Inverter to AC panel 95 sqmm 3.5 core aluminum armored</li> <li>• AC panel to LT panel 300 sqmm 3.5 core aluminum armored cable.</li> </ul>
7	 <b>Lightning Arrester</b>	<ul style="list-style-type: none"> <li>• 25 mm diameter with 2mm thickness</li> <li>• LMS pipe</li> </ul>
8	 <b>Lightning Arrester</b>	<ul style="list-style-type: none"> <li>• 02 nos</li> <li>• Lighting arrester of 70-meter radius.</li> <li>• 400mm length</li> <li>• SS material</li> <li>• Crome 304 exterior material.</li> <li>• Detail data sheet is attached here with.</li> </ul>
9	 <b>Gi Strip</b>	<ul style="list-style-type: none"> <li>• 25*3 mm GI earthing strip for LA earthing</li> </ul>

No.	Equipment	Company / Particulars	Technical Specification
10	Earthing Road	<ul style="list-style-type: none"> <li>• Model number ELRC2-243.</li> <li>• 32 * 6* 130 clamp size</li> <li>• 48 mm Diameter / 2-meter length</li> </ul>	
11	Chemical Bag	<ul style="list-style-type: none"> <li>• Model number ELRC2-243.</li> <li>• 32 * 6* 130 clamp size</li> <li>• 48 mm Diameter / 2-meter length</li> </ul>	
12	Earthing Chamber	<ul style="list-style-type: none"> <li>• Chamber of HDP type made up</li> </ul>	
13		Galvanize Iron Strip	<ul style="list-style-type: none"> <li>• 25*3 mm GI earthing strip for solar plant earthing</li> </ul>
14		Earthing Road	<ul style="list-style-type: none"> <li>• 15 nos earthing</li> <li>• Model number ELRC2-243.</li> <li>• 32 * 6* 130 clamp size</li> <li>• 48 mm Diameter / 2-meter length</li> </ul>
15		Chemical Bag	<ul style="list-style-type: none"> <li>• Model number ELRC2-243.</li> <li>• 32 * 6* 130 clamp size.</li> <li>• 48 mm Diameter / 2-meter length</li> </ul>
16		Earthing Chamber	<ul style="list-style-type: none"> <li>• Chamber of HDP type made up</li> </ul>
17		Nut Bolt and Other Material	<ul style="list-style-type: none"> <li>• All hardware and other material will of SS /Aluminum in type with slandered quantity.</li> <li>• Cable tie will be of SS material.</li> </ul>
18		Cable Trey Strip	<ul style="list-style-type: none"> <li>• FRP / PVC as per Requirement.</li> <li>• 60 * 60 , 80* 80 and 200* 100 and 75 * 75.</li> </ul>
19		Walkway	<ul style="list-style-type: none"> <li>• FRP material</li> <li>• 270mm x 25mm x 3660 mm</li> <li>• SS Clamp</li> </ul>
20		Piping	<ul style="list-style-type: none"> <li>• Astral/Supreme made pipe</li> <li>• Variable size according to telescoping piping.</li> </ul>
21		Pressure Pump	<ul style="list-style-type: none"> <li>• 1.5 Hp to 2 HP of Standard company</li> </ul>
22		Other Details	<ul style="list-style-type: none"> <li>• 1 Outlet point for each 15-20 solar panel.</li> <li>• Water and electricity connection till roof will be in the scope of customer.</li> </ul>
23		GP Pipe	<ul style="list-style-type: none"> <li>• 40*40 PIPE IN LEG (Any water leakage in this pipe fourcell is not responsible)</li> <li>• 25*25 IN RAILING</li> </ul>
			

## A Visual Guide



No.	Scope of Work	Foucell	Customer
1	Solar Panels Procurement & Installation	Y	
2	Strengthen building/roof/shed for bearing solar system load, if required		Y
3	Permanent access to roof/shed		Y
4	Module Mounting Structure for Solar Panels	Y	Y
5	All Nut-Bolts should be of SS-304	Y	
6	Supply & Erection of Solar Inverter with remote monitoring as required	Y	
7	Supply & Erection of metering panel with solar energy meter	Y	
8	Supply & Erection of Sign boards, as required	Y	
9	Supply & Erection of Power/Control Cables, cable trays with support	Y	
10	All Flexible Bends/pipes should be of FR Protected PVC	Y	
11	All cables to be routed through Cable Trays with Cover & conduit if required	Y	
12	Laying of all DC Cu & AC cables with cable terminations	Y	
13	Laying of communication cable		Y
14	Supply & Erection of required Earthing Kit & Strip, Lightning arrester	Y	
15	Installation, Testing & Commissioning of Solar Power Generating System	Y	
16	New DISCOM meter with feeder of required amperage for each termination		Y
17	Connecting & synchronizing solar with Customer's LT panel/meter		Y

No.	Scope of Work	Foucell	Customer
18	Tools & Tackles for installation		Y
19	Preliminary & Detailed engineering	Y	Y
20	Installation review prior to commissioning		Y
21	Construction power & water	Y	Y
22	Seating area for maintenance personnel and site engineer, if required		Y
23	Safety equipment for Workers		Y
24	Lunch area, safety to supplier's staff and contractors at site		Y
25	Cleaning solar plant site after installation.		Y
26	Providing storage space for equipment supplied at site	Y	Y
27	Transportation (Outbound, Inland & Inside Plant)	Y	
28	Transit insurance up to site of Supply equipment		Y
29	Erection & commissioning	Y	Y
30	Training of personnel at site	Y	
31	Provision to monitor the Generation data from remote location		Y
32	DISCOM/CEIG Statutory Clearances/approvals		Y
33	Documents required from Customer	Y	Y
34	Warranty of all items supplied as per warranty clause	Y	
35	Internet Connection (LAN) or Wi-Fi for remote monitoring		Y
36	Water outlet at roof level near the solar system for module cleaning		Y



Job	Task	Time
1	Issuance of PO	Zero Day
2	GEDA Registration and CEI Approval	15-20 Days
Detailed Engineering		
3	Site Survey & Measurements	10 Days
4	System Design & Engineering drawings	
Procurement, Inspection & Delivery		
5	Module mounting structures	5-10 Days

Job	Task	Time
6	Solar modules	
7	Cables	
8	Junction Boxes	
9	Inverter	
10	DCDB/ACDB	
11	Earthing	
12	Lightning Arrester & other items	
<b>Installation, Testing &amp; Commissioning</b>		
13	Site taking over	
14	Marking & Construction of pedestals/foundation	
15	Assembly & fixing of structures	
16	Module Mounting over structures	30-40 days
17	Cabling & Termination	
18	Inverter installations	
19	DCDB/ACDB installation	
20	Earthing & Lightning Arrester Installation	
21	Pre-commissioning test	10 Days
22	Commissioning & handing over of Plant	

#### General terms and Conditions for the Proposal

- Clear Roof area to be provided for installation of solar panels which includes readiness of site for installation of Mounting structure and PV Array.
- This offer in itself or any subsequent Communications/documents will be subject to standard Force Majeure conditions.
- Jurisdiction: Subject to Surat jurisdiction.

